



333 Sheridan Avenue  
Albany, NY 12206  
518.463.3175

**County Population:**  
**304,694**

*Population for whom  
poverty status is determined:*

Overall  
**289,114**  
Population Under 18  
**58,275**  
Population 25 & Over  
**200,672**  
Population over 65  
**41,001**

**13.7%**  
**COUNTY  
POVERTY  
RATE**

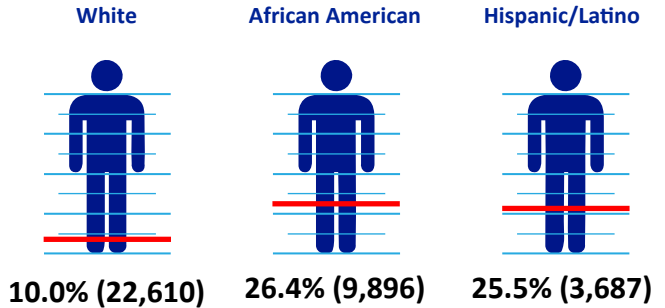
**Living In Poverty**

Individuals  
13.7% 39,710  
Children (Under 18)  
18.7% 10,901  
Adults 25+  
10.2% 20,451  
Senior Citizens 65+  
7.9% 3,227

**Albany County**

Albany Community Action Partnership  
www.albanycap.org


**Race & Poverty**



**Education & Poverty**



Adult Population 25+ - 200,672

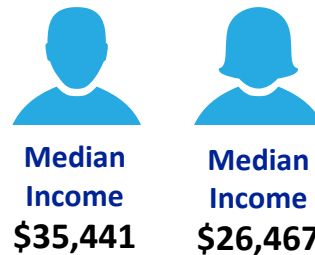


**Employment & Poverty**

**5.2%** Unemployment Rate December 2013  
 Median Income \$41,543  
 Median Income w/High School Diploma \$30,442  
 Living Wage for 1 Adult, 1 Child Household \$43,845  
 Hourly Wage for FMR, 2 BR Apartment \$17.71

**Health & Poverty**  
 No Health Insurance  
 Employed 8.3%  
 Unemployed 27.6%  
 Free/Reduced Lunch Program  
 Eligible Children **39%**

**Gender & Poverty**  
High School Diploma Only



**38.1%**  
**Families**  
Female Head of Household w/children living in Poverty

US Poverty Rate: 15.7% • NYS Poverty Rate: 15.6%